




www.kentusa.com

Precision CNC Bed Mills



· TW-32QI · TW-40QI · TW-40MCO · S-1500 · S-2000 ·

SPECIFICATIONS	TW-32QI	TW-40QI	TW-40MCO	S-1500	S-2000
TABLE SIZE	12" x 50"	18" X 59"	18" X 59"	24" x 73"	30" x 92"
TABLE TRAVEL (X-AXIS)	34" (32" w/ control)	40" (38" w/ control)	40" (38" w/ control)	60"	78.7"
SADDLE TRAVEL (Y-AXIS)	20" (18.5" w/ control)	21" (20" w/ control)		27"	32"
KNEE TRAVEL (Z-AXIS)	20" (18.5" w/ control)	22" (20" w/ control)		28"	
SPINDLE CENTER TO COLUMN	20"	18.9"	22.5"	30.5"	35"
SPINDLE TO TABLE	4" to 24"	3.54" to 27.16"		3" to 31"	
QUILL TRAVEL	5.5"		N/A		
QUILL DIAMETER	4.173"		N/A		
T-SLOTS (NUMBER X WIDTH)	3 x 5/8"				
COOLANT PUMP	0.25 HP				
SPINDLE MOTOR	7.5 HP		10 HP (7.5 HP for Fanuc System)	10 HP	15 HP
SPINDLE TAPER	NSY-40 or CAT-40	NMTB-40	CAT 40 (Optional BT-40)		
SPEED RANGE	60 - 6000 RPM		70 - 8000 RPM	80 - 6000 RPM	
QUILL POWER FEED (PER REV)	0.0017" / 0.0032" / 0.0054"		N/A		
DRILLING CAPACITY (MANUAL)	1.25"		N/A		
DRILLING CAPACITY (POWER)	0.625"		N/A		
BORING CAPACITY	8" Diameter			N/A	
MILLING CAPACITY	2.5 in ³ / min			N/A	
MAXIMUM WORK LOAD	1000 lbs (Distributed)	1320 lbs	3300 lbs	3960 lbs	
NET WEIGHT	4200 lbs	6050 lbs	9900 lbs	16500 lbs	
GROSS WEIGHT	4500 lbs	6200 lbs	10890 lbs	18150 lbs	
PACKING DIMENSION	72" x 86" x 88"	79" x 76" x 98"	122" x 92" x 110"	152" x 96" x 110"	
POWER REQUIREMENTS	220V, 60Hz, 3-phase, 60A	220V, 60Hz, 3-phase, 45A		220V, 60Hz, 3-phase, 70A	

Note: Specification and design subject to change without prior notice.

TW Series Accessories:

Standard	Optional
Flood coolant system	Angle lock vise
Auto lubrication unit	Rotary table
	Clamping kit
	MPG handwheel jog box

S Series Accessories:

Standard	Optional
FANUC Oi MD CNC control	20 tool carousel type
FANUC AC servo spindle motor	440V transformer
Auto lubrication unit	Angle lock vise
Flood coolant system	Rotary table
	Clamping kit
	Titanium nitride coated end mill set

KENT USA Kent Industrial USA Inc.
 1231 Edinger Avenue
 Tustin, CA 92780
 Tel: +1.714.258.8526
 Fax: +1.714.258.8530

www.kentusa.com



Precision CNC Bed Mills

Manufactured to exact tolerance:

TABLE SIZE:
12" x 50"

PARALLELISM:

X-axis
0.0066" / 34"

Y-axis
0.0008" / 20"


Knee
0.0008" / 20"

QUILL TRAVEL:
0.0005" / 5.5"

QUILL DIAMETER:
0.0006" / 4"



TW-32QI



THE NEW INDUSTRY STANDARD



STANDARD CONTROLS



Fagor 8055i




Acurite MillPwr G2

FULL RANGE OF SIZES AVAILABLE



TW-32QI



TW-40QI



TW-40MCO



S-1500



S-2000